



### Wide Band Coaxial Isolator 500 - 700MHz



#### Features

- High power handling capability up to 50 W
- Wide band operation
- High isolation within operational band
- Low Insertion loss
- Stable performance over temperature
- High peak to average handling capability
- All specifications can be modified upon request

#### Typical Applications

- Aerospace and military applications
- LMDS multi-carrier operation

#### Electrical Specifications, $T_A=25\text{ }^\circ\text{C}$

Parameter	Min.	Typ.	Max.	Units
Frequency Range	500-700			MHz
Insertion Loss		0.40	0.50	dB
Isolation	20	20.5		dB
VSWR		1.25	1.35	:1
Forward Power (CW)			50	W
Reverse Power (CW)			10	W
Rotation	Clockwise (Standard) Counter Clockwise (upon request)			
Input / Output Connectors	SMA-Female			
Finishing	Nickel Plated			
Case Material	Aluminum alloy			
Weight	8.47			Ounces
Impedance	50			$\Omega$

Note 1: Units which have a narrower frequency bandwidth can achieve higher isolation & lower insertion loss  
 Bandwidth (5 ~10) % x Center Frequency (Isolation >23dB)  
 Bandwidth (20~30) % x Center Frequency (Isolation >22dB)  
 Bandwidth (40~60) % x Center Frequency (Isolation >21dB)  
 Ask manufacturer for details

Wide Band Coaxial Isolator 500 - 700MHz

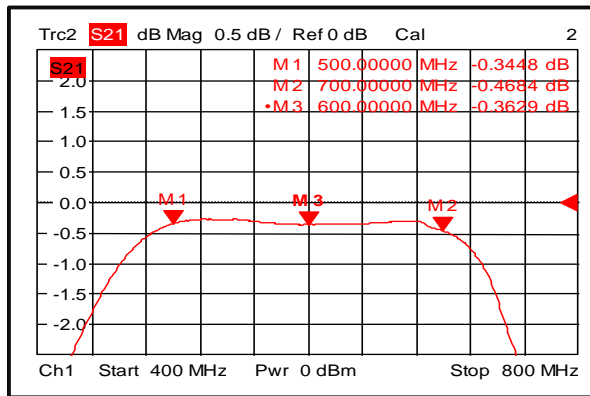


### Environmental Specifications

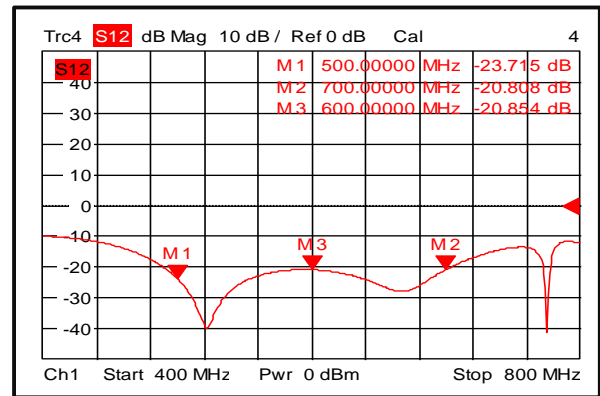
Operational Temperature (°C)	-20 ~ +70
Storage Temperature (°C)	-40 ~ +85
Altitude	30,000 ft. (Epoxy Sealed Controlled environment)
	60,000 ft. 1.0psi min (Hermetically Sealed Un-controlled environment) (Optional)
Vibration	25g RMS (15 degrees 2KHz) endurance, 1 hour per axis
Humidity	100% RH at 35c, 95%RH at 40 °C
Shock	20G for 11msec half sine wave, 3 axis both directions

### Typical Performance Plots

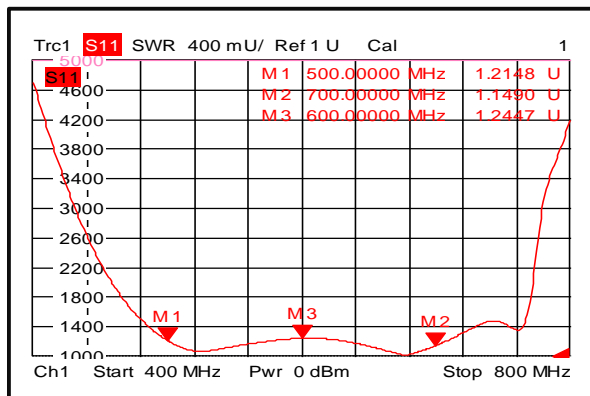
#### Insertion Loss



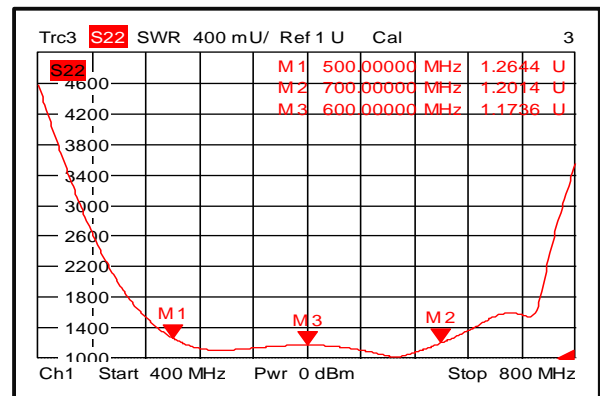
#### Isolation



#### VSWR 1



#### VSWR2





# RF-LAMBDA

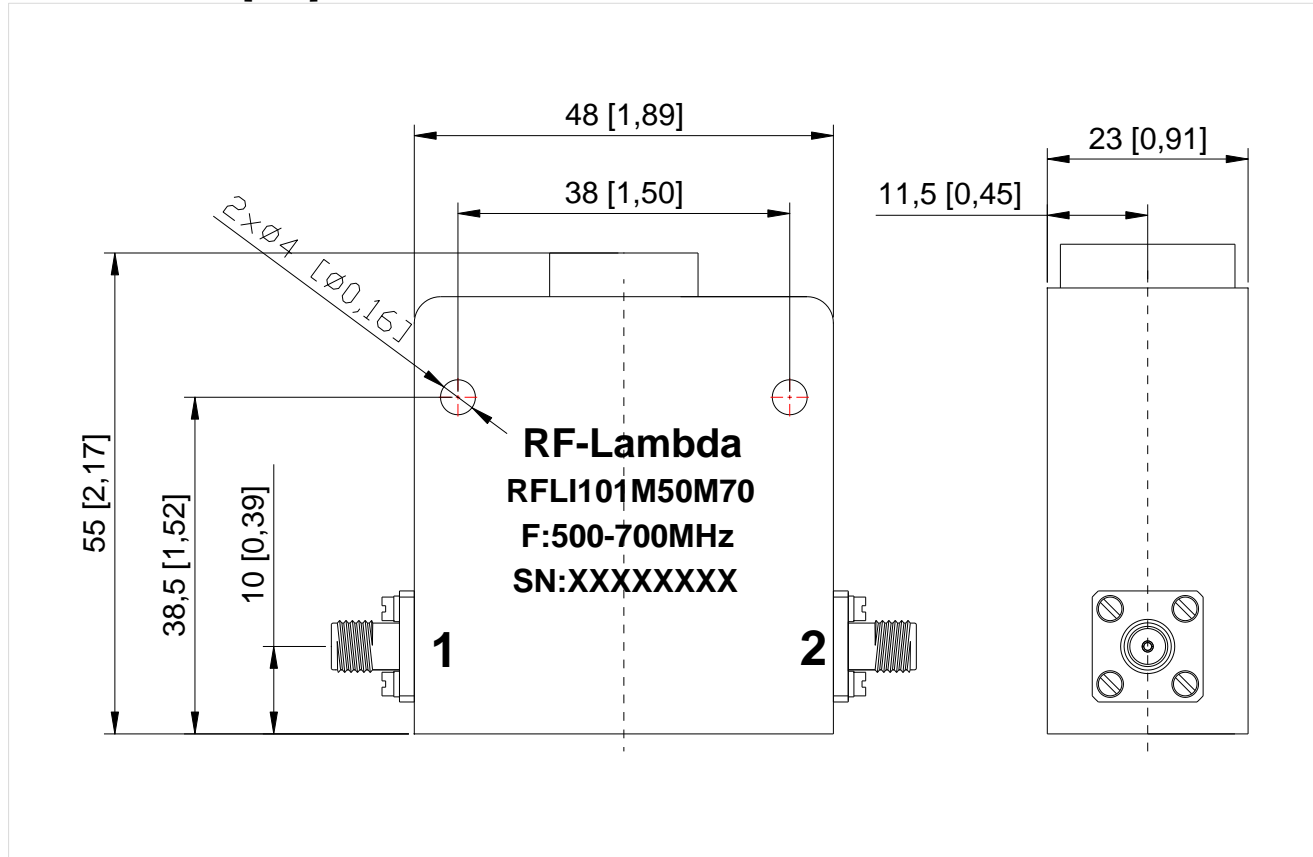
LEADER OF RF BROADBAND SOLUTIONS

## RFL101M50M70

### Outline Drawing:

All Dimensions in mm [inches]

Tolerance  $\pm 0.25$  [0.01]



### Important Notice

The information contained herein is believed to be reliable. RF-Lambda makes no warranties regarding the information contained herein. RF-Lambda assumes no responsibility or liability whatsoever for any of the information contained herein. RF-Lambda assumes no responsibility or liability whatsoever for the use of the information contained herein. The information contained herein is provided "AS IS, WHERE IS" and with all faults, and the entire risk associated with such information is entirely with the user. All information contained herein is subject to change without notice. Customers should obtain and verify the latest relevant information before placing orders for RF-Lambda products. The information contained herein or any use of such information does not grant, explicitly or implicitly, to any party any patent rights, licenses, or any other intellectual property rights, whether with regard to such information itself or anything described by such information.

RF-Lambda products are not warranted or authorized for use as critical components in medical, life-saving, or life sustaining applications, or other applications where a failure would reasonably be expected to cause severe personal injury or death.

Wide Band Coaxial Isolator 500 - 700MHz