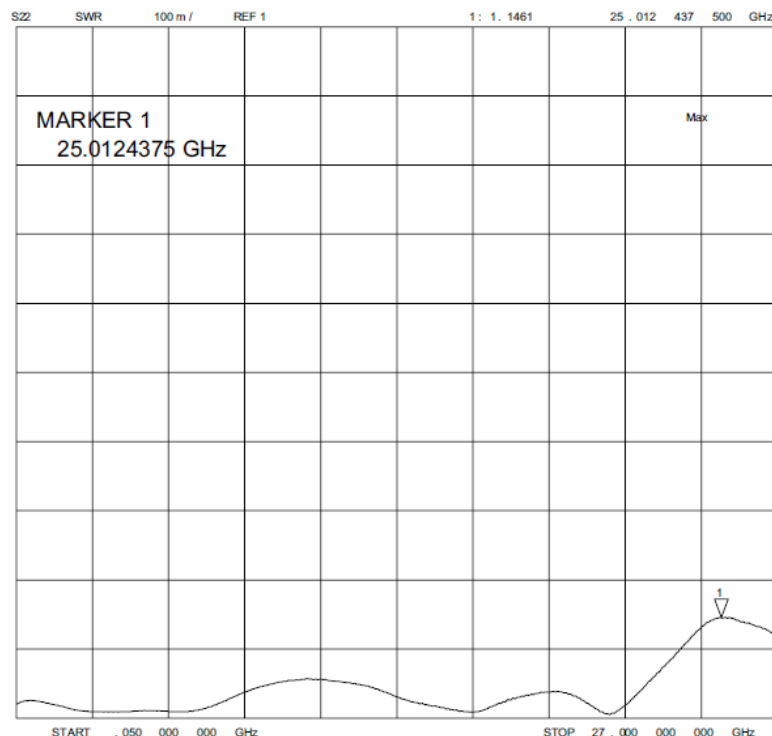
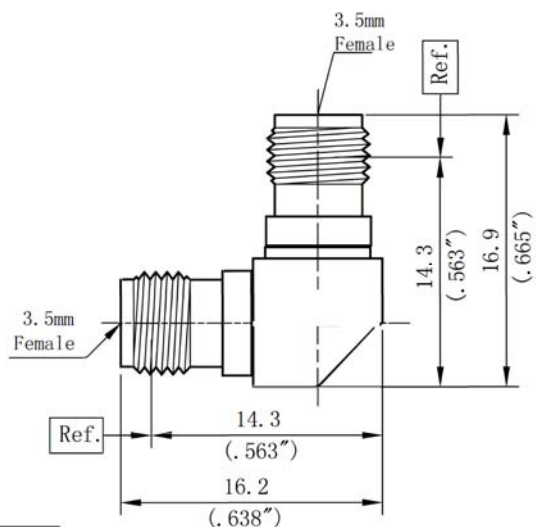



90 Degree Coaxial Adapter 3.5MM Female to 3.5MM Female



2.0 Environment specifications	
2.1	Opt. Temp. -55°C~+165°C
2.2	Storage Temp. -60°C~+185°C
2.3	Altitude 45000 ft
2.4	Vibration 10g rms (15 degree 2KHz)
2.5	Humidity 100% RH at 35C, 95%RH at 40 °c
2.6	Shock 20G for 11msc

1.0 Mechanical Specifications	
1.1	SMA MIL-STD-348A
1.2	SMA MIL-STD-348A
1.3	MIL MIL-G-45204

PN	Frequency (GHz)	Impedance (Ω)	VSWR (max)	Insulate material	Material	Center PIN
RFCARAZFZFL	DC-33	50	1.25	PEI	Stainless Steel SU303	Beryllium Copper Gold Plated

PAGE 1 OF 1		DATE JAN 8 th 2003
<small>PROPRIETARY INFORMATION THE INFORMATION CONTAINED IN THIS DOCUMENT IS THE PROPERTY OF RF-LAMBDA EXCEPT AS SPECIFICALLY AUTHORIZED IN WRITING BY RF-LAMBDA. THE HOLDER OF THIS DOCUMENT SHALL KEEP ALL INFORMATION CONTAINED HEREIN CONFIDENTIAL AND SHALL PROTECT SAME IN THE WHOLE OR IN PART FROM DISCLOSURE AND DISSEMINATION OF ALL THIRD PARTIES AND SHALL USE SAME FOR OPERATING AND MAINTENANCE PURPOSES ONLY</small>		DESIGN RFPC
		RF-LAMBDA RFPC
 COAXIAL ADAPTER RFCARAZFZFL		CAD MODEL REVISION 02-1
		ASSEMBLY REVISION VS23
www.rflambda.com		ASSEMBLY NAME RFLVR54
		DRAWING NUMBER D02-12
RF-LAMBDA	SIZE LT	SHEETS 1 OF 1